



Xitanium Long-lasting and low maintenance, LED-based light sources are an excellent solution for all lighting applications. For optimal performance, these solutions require reliable drivers matching the long lifetime of the LEDs. The Advance Xitanium LED outdoor driver portfolio offers a range of products specially designed to operate LED solutions in outdoor applications. These drivers are designed for hard-wired integration into outdoor luminaires for the most rugged applications. They operate to specification under wide temperature and electrical ranges to help ensure reliability.

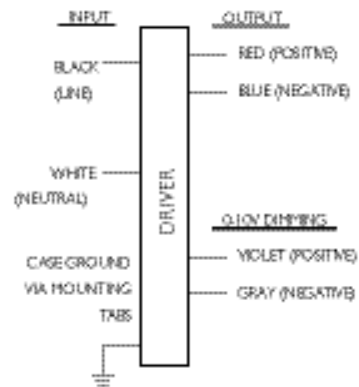
Specifications

Input Voltage (Vac)	Output Power (W)	Output Voltage (V)	Output Current (A)	Efficiency@ Max Load and 70°C Case	Max Case Temp. (°C)	Input Current (A)	Max. Input Power (W)	THD @ Max Load (%)	Power Factor @ Max Load	Surge Protection (Combi-Wave, KV)	Envir. Protection Rating
120	150	120-280	0.53	91.4	80°C	1.4	169	<10%	>0.95	6	UL damp & dry and Type HL
277				93.9		0.6					

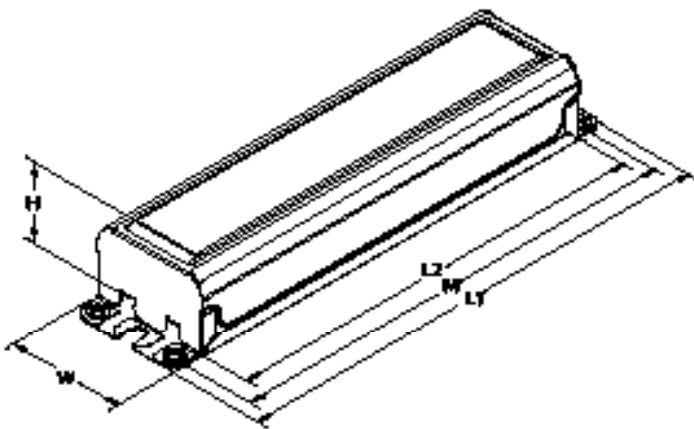
Enclosure

	In. (mm)
Case Length	8.31 (211.1)
Case Width	2.32 (59.1)
Case Height	1.56 (39.6)
Mounting Length	8.90 (226.2)
Overall Length	9.47 (240.5)

Wiring Diagram



Dimming	Dimming Range (with specified dimmers)	Minimum Output Current (A)
0-10V Analog Class 1 and 2 Wiring	10% ~ 100%	0.053



Xitanium LEDINTA0530C280DO

150W 120–277V 0.53A 0–10V

Features

- 50,000+ hour lifetime¹
- Excellent thermal performance
- 6kV combi-wave surge rating to comply with ANSI C82.77-5 CAT C low

Benefits

- Enables long life luminaire designs
- Allows luminaire designs for a wide range of ambient environments
- No external surge protection required to pass C82.77-5 CAT C low

Application

- Area
- Roadway
- Parking garages
- Floodlights

Electrical Specifications

All the specifications are typical and at 25°C Tcase unless specified otherwise.

Product Data

Order Information	
Full Product Code	LEDINTA0530C280DOM (Mid-Pack, 10pcs/Box)
Line Frequency	50/60Hz
Min. Mains Voltage Operational	108 Vac
Max. Mains Voltage Operational	305 Vac
Output Information	
Maximum Open Circuit Voltage	375Vdc
Output Current Ripple (ripple = peak to average / average)	15% max @ max Iout Low frequency (≤ 120 Hz) content <5%
Output Current Tolerance (at maximum output current)	<5%
Protections	Short Circuit, Open Circuit Protection for LED + and LED – and Temperature Foldback
Features	
0–10V Dimming	150 μ A ($\pm 3\%$) source current from driver. See dim curve for detail.
Environment & Approbation	
Operating Ambient Temp. Range	-40°C to +55°C
Max Case Temperature (Tcase)	80°C
Agency Approbations	UL 8750, CSA 250.13
Electromagnetic Compliance	FCC Title 47 Part 15 Class A
Audible Noise	<24dB Class A
Weight	2.1 Lbs / 0.95 kgs

1. Advance Xitanium LED Drivers are manufactured to engineering standards correlating to a designed and average life expectancy of 50,000 hours of operation at maximum rated case temperature. Minimum 90% survivals based on MTTF modeling.

Xitanium LEDINTA0530C280DO

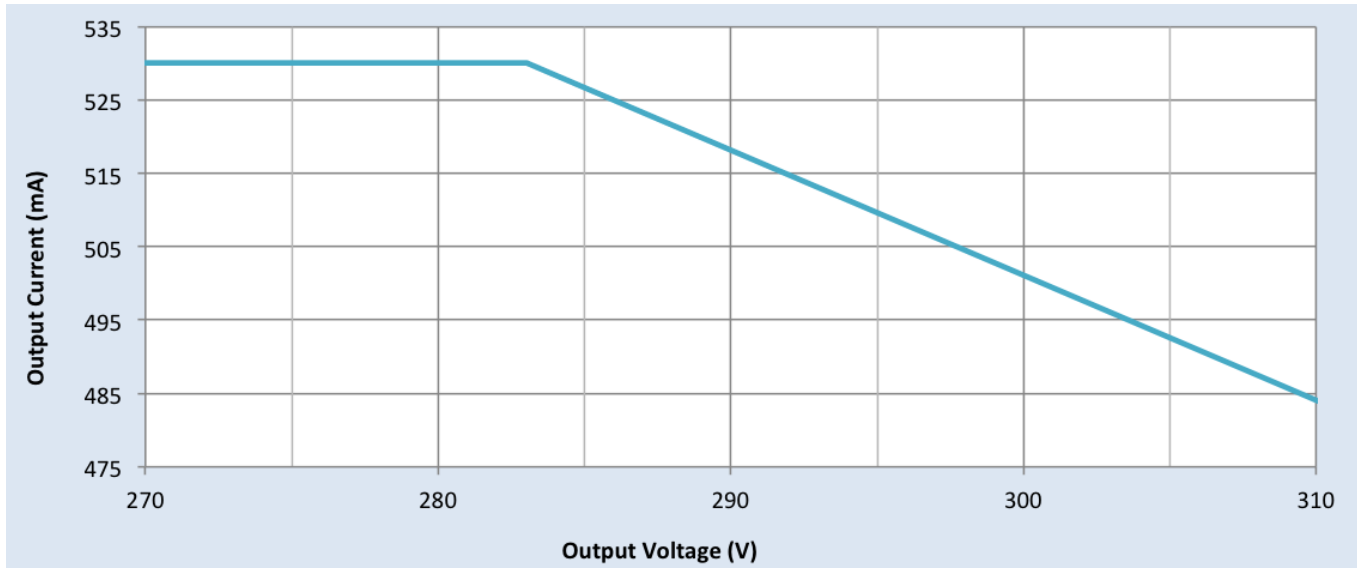
150W 120-277V 0.53A 0-10V

Electrical Specifications

All the specifications are typical and at 25°C Tcase unless specified otherwise.

Driver Current Cutback

The driver current cutback feature provides for an increased output voltage with a reduced output current during abnormal LED operation, such as cold weather starting.



Xitanium LEDINTA0530C280DO

150W 120-277V 0.53A 0-10V

Electrical Specifications

All the specifications are typical and at 25°C Tcase unless specified otherwise.

0-10V Dimming Curve

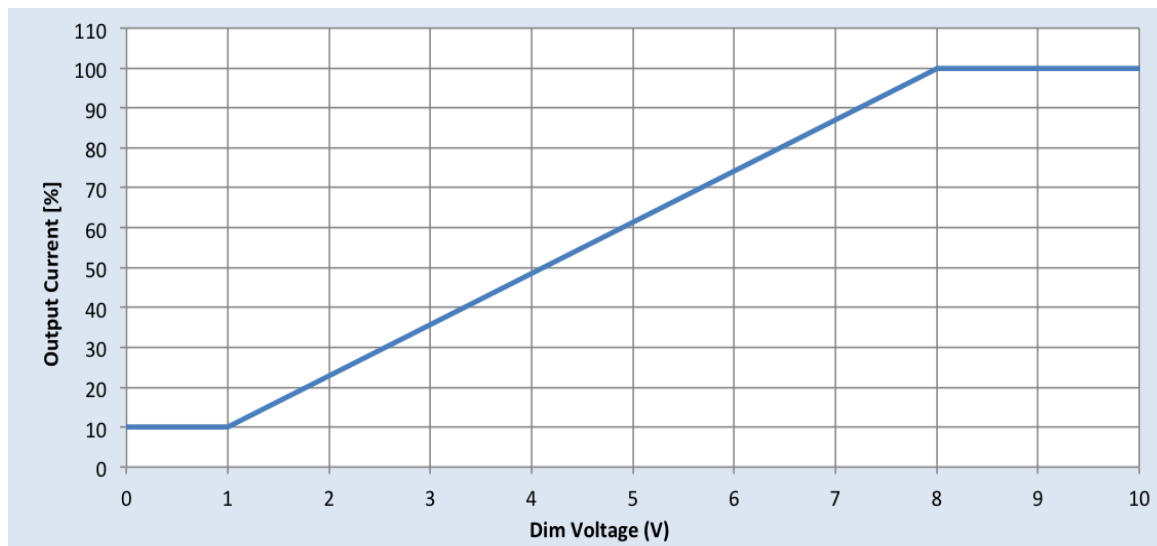
Dimming source current from the driver: 150 μ A (@ 0<Vdim<8V)

Minimum dim level: 10% of Iout

Maximum output voltage on the dimming wires: 12V

Approved Dimmer List

Manufacturer	Manufacturer Part Number
Lutron	Visit www.lutron.com/advance for a list of dimmers (Mark VII) that will work with this driver
Leviton	IllumaTech IP7 series
Advance	Sunrise - SR1200ZTUNV



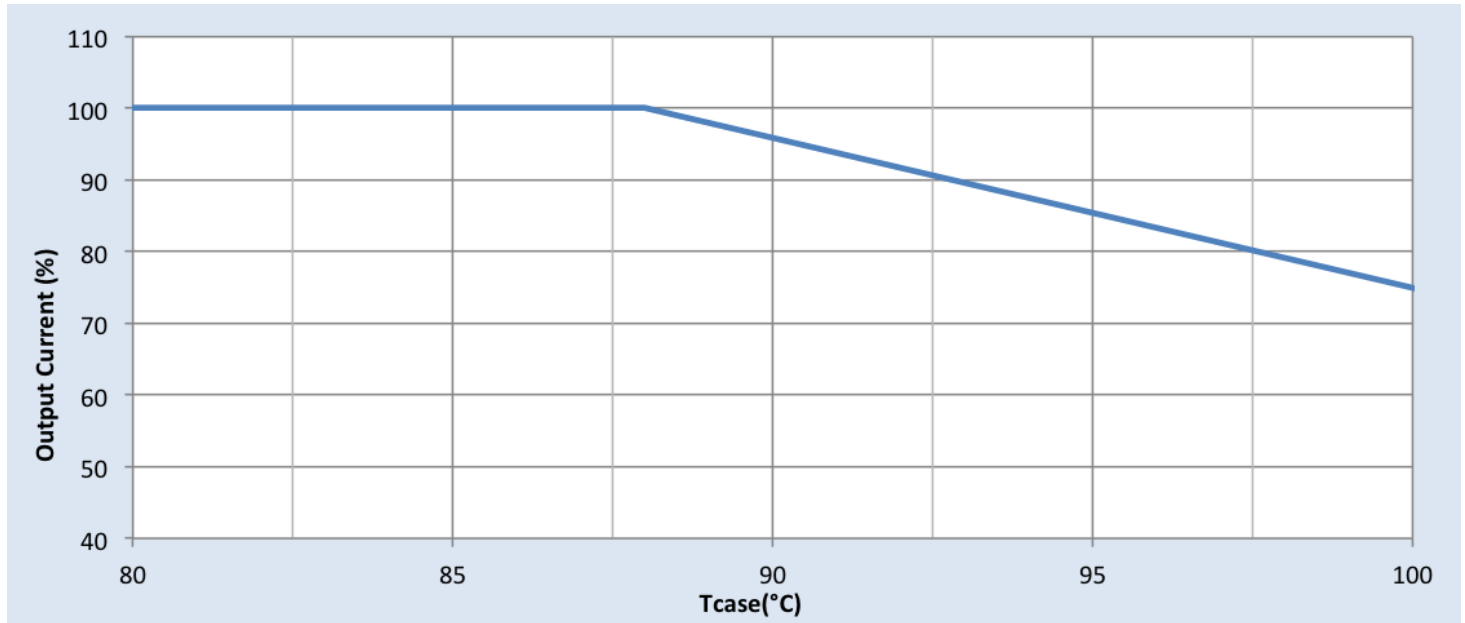
Xitanium LEDINTA0530C280DO

150W 120-277V 0.53A 0-10V

Electrical Specifications

All the specifications are typical and at 25°C Tcase unless specified otherwise.

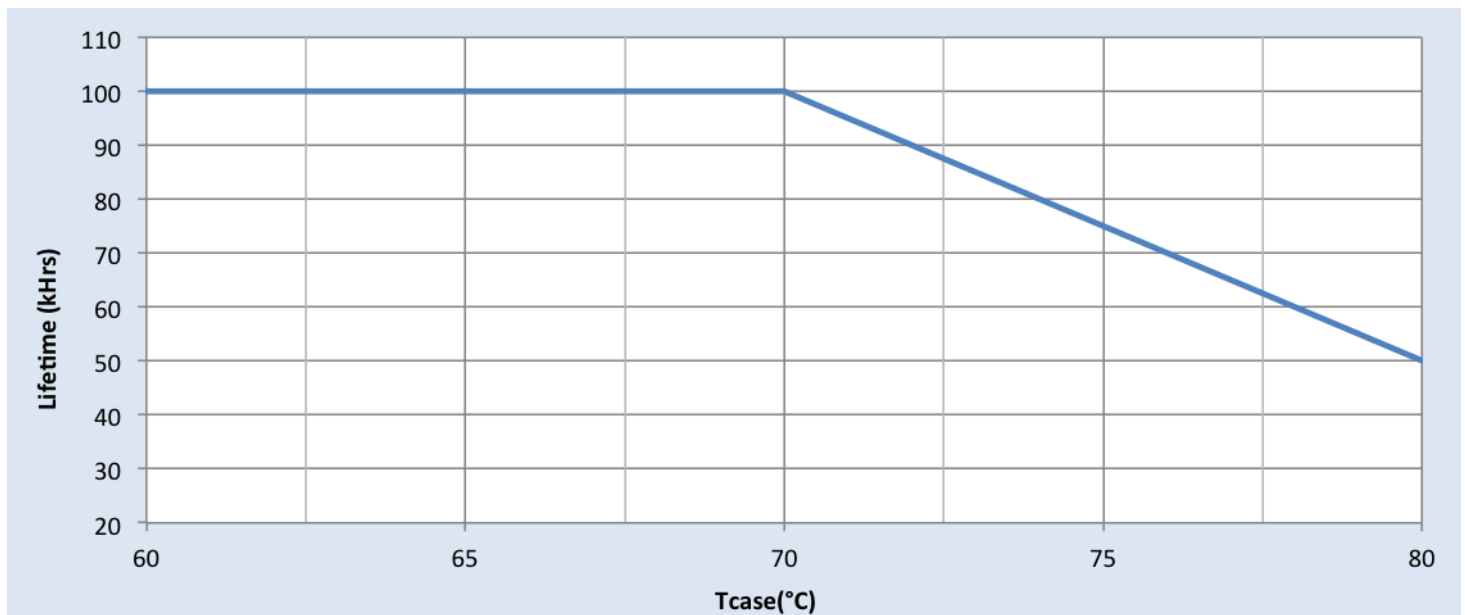
Output Current Vs. Driver Case Temperature



Note

There is ±5°C tolerance on the driver case temperature.

Driver Lifetime vs. Driver Case Temperature



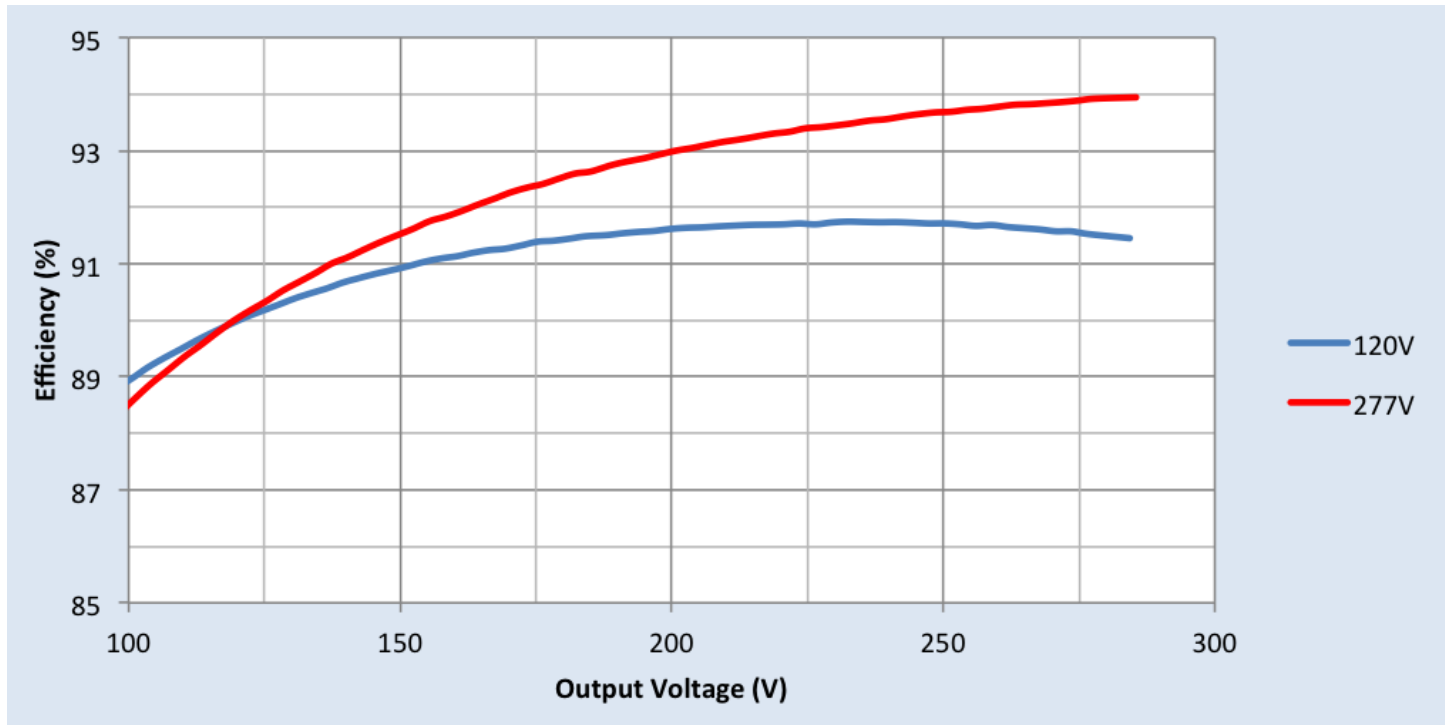
Xitanium LEDINTA0530C280DO

150W 120-277V 0.53A 0-10V

Performance Characteristics

Based on measurements on a typical sample at 70°C case. The accuracy of the measurements is within the tolerance of the measurement instruments.

Efficiency Vs. Output Voltage



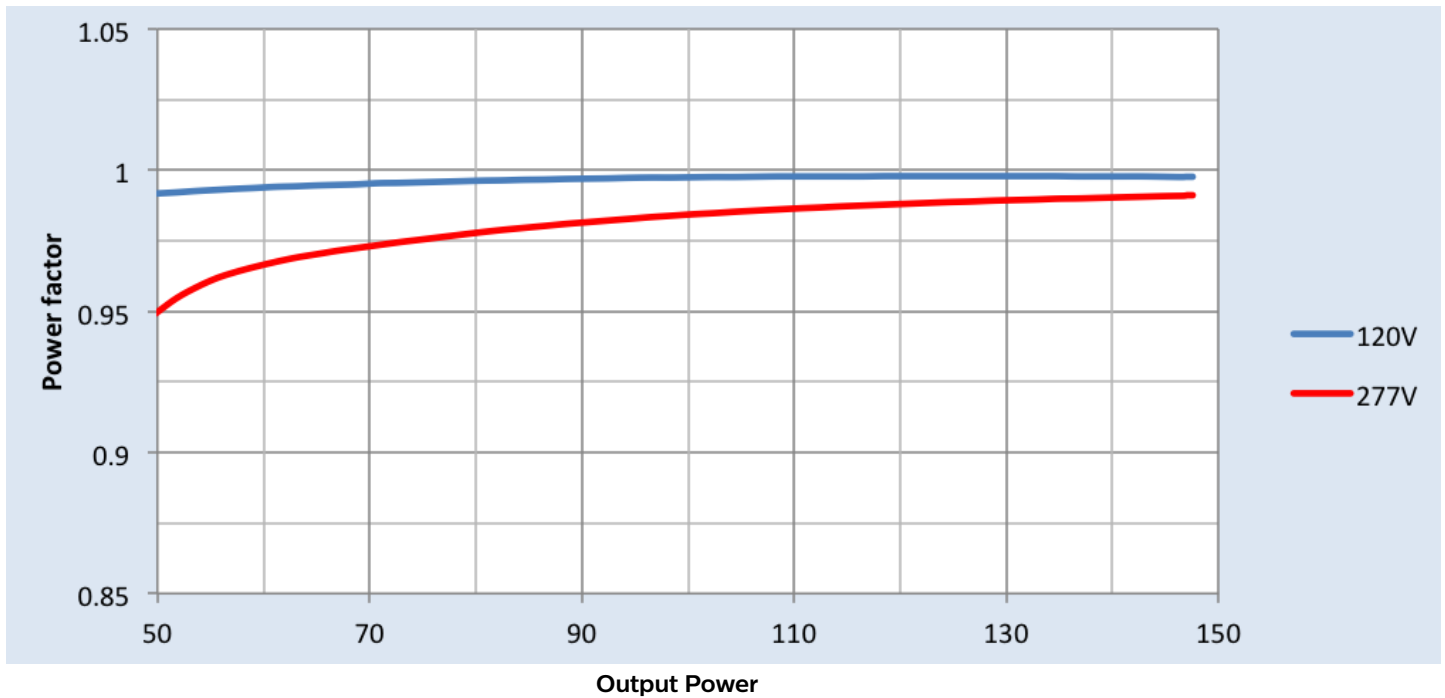
Xitanium LEDINTA0530C280DO

150W 120-277V 0.53A 0-10V

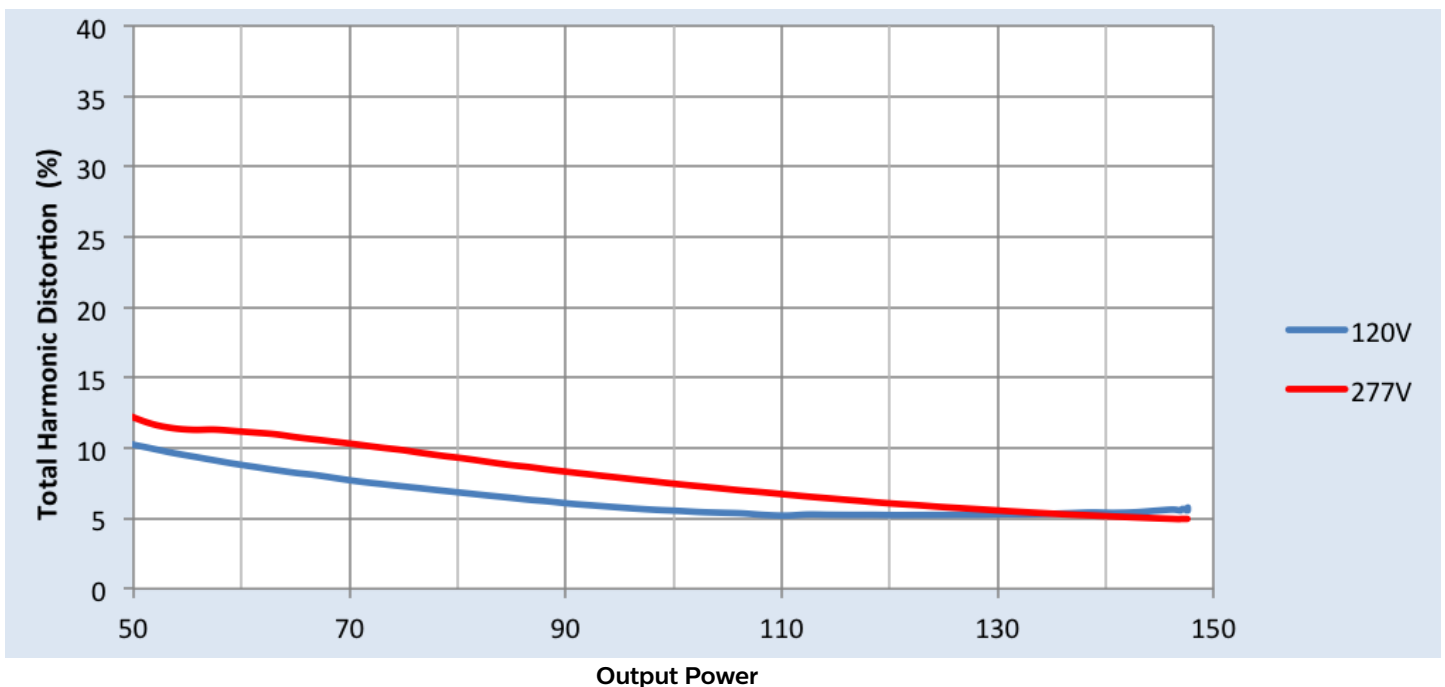
Performance Characteristics

Based on measurements on a typical sample at 70°C case. The accuracy of the measurements is within the tolerance of the measurement instruments.

Power Factor Vs. Output Power



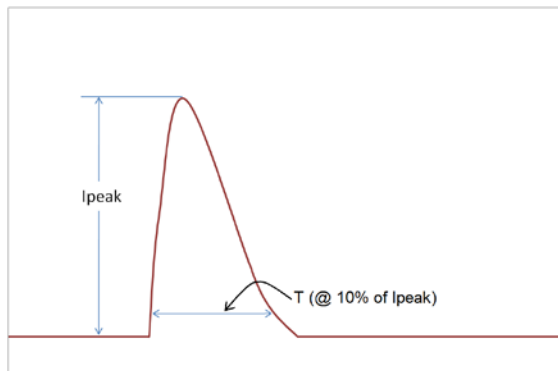
Total Harmonic Distortion (THD) Vs. Output Power



Xitanium LEDINTA0530C280DO

150W 120-277V 0.53A 0-10V

Inrush Current Info



Vin	Ipeak	T (@ 10% of Ipeak)
120 Vrms	32A	298 μ S
277 Vrms	110.4A	273 μ S

Inrush current is measured at peak of the corresponding line voltage.
Source impedance per NEMA 410.

Lightning Surge Info

ANSI Surge Type	Differential Mode (L-N)	Common Mode (L-G, N-G, L&N-G)
1.2/50 μ s Combination Wave (w/t 2 Ω)	6kV	6kV

Isolation

Isolation	Input	Output	0-10V	Enclosure
Input	NA	2xU+1kV	2.5kV	2xU+1kV
Output	2xU+1kV	NA	2.5kV	2xU+1kV
0-10V	2.5kV	2.5kV	NA	2xU+1kV
Enclosure	2xU+1kV	2xU+1kV	2xU+1kV	NA

U = Max input voltage

UL Conditions of Acceptability

Please contact your representative for a copy of the latest
UL Conditions of Acceptability (COA).

The information presented in this document is not intended as any commercial offer and does not form part of any quotation or contract.

